



Newton International Academy Doha, Qatar

09/01/18

Student Uniform Policy

Rationale

- To promote group identity and equality among students.
- Promotes the schools name outside of school
- To encourage respect amongst the staff and students.
- Students should wear their school uniform as a representation of their school pride

Objectives

- To ensure that the whole school is in the correct uniform.
- To inform parents of the correct way to wear the uniform.
- To develop a sense of belonging in a community.
- To help identify students on trips/outings.
- To encourage students to take pride in their appearance.
- To reflect the school in a positive manner in the wider community.

Responsibilities

Students

- To ensure the uniform is worn correctly before entering and leaving the school.
- To look presentable throughout the school day.
- To wear the correct uniform during school excursions.
- To ensure that their uniform looks clean and tidy.

Staff

- To be positive role models and lead by example by dressing professionally.
- To ensure that all students are conforming to the School Policy.
- To have consistency in the implementation of the Uniform Policy.

Parents

- To adhere to the policy.
- To ensure their children are provided with the correct uniform including the P.E. uniform.
- To write a note explaining why their child is unable to wear the correct uniform for that day.

Note: Students not dressed in their correct uniform will not be allowed to participate on school outings/field trips.

Consequences

- Step 1: An oral warning given by staff member
Step 2: The class teacher sends a note home in the student planner
Step 3: Class teacher contacts parents.

Newton International Academy

www.newtonschools.sch.qa

An International community of learners striving for excellence and celebrating success



















- Step 4: Key Stage Coordinator calls the parents and sends child home to change
Step 5: Meeting is called with SMT, Key Stage Coordinator, class teacher and parents.

Students should be dressed in full uniform each day. Student may not come to school in their PE kit on PE days. Uniform Mart in Al Gharaffa (near the Al Gharaffa stadium), is the official supplier of the Newton uniform. A detailed outline of the required uniform is found below. It is an expectation that both parents and students adhere strictly to the required dress code and ensure that students are neatly and appropriately presented at all times.

Foundation Stage	
Girls	Boys
McKenzie pinafore White shirt with Newton logo White/navy socks School sweatshirt/fleece jacket (available term 2) Plain, flat black leather shoes with no motif. No trainer styles.	McKenzie shorts White shirt with Newton logo White/navy socks School sweatshirt/fleece jacket (available term 2) Plain, flat black leather shoes with no motif. No trainer styles.
Primary	
Girls	Boys
McKenzie skirts or loose fitting navy blue trousers. White shirt with school logo on it. Optional white t-shirt (can be long sleeved) may be worn underneath. White/navy socks School sweatshirt/fleece jacket (available term 2) Plain, flat black leather shoes with no motif. No trainer styles.	Navy shorts/trousers White shirt with McKenzie tartan collar Optional white t-shirt (can be long sleeved) may be worn underneath. White/navy socks School sweatshirt/fleece jacket (available term 2) Plain, flat black leather shoes with no motif. No trainer styles.



Secondary School Uniform (KS3, 4 and 5) Newton International Academy (Secondary)	
Girls	Boys
<ul style="list-style-type: none"> ○ McKenzie tartan straight cut skirt, calf to ankle length or loose fitting navy blue trousers. <div style="display: flex; justify-content: space-around; align-items: center; margin: 10px 0;"> <div style="text-align: center;">   </div> <div style="text-align: center;">   </div> </div> <ul style="list-style-type: none"> ○ White linen shirt with school logo on left side. ○ Optional white t-shirt (can be long sleeved) may be worn underneath. ○ School tartan scarf (to be tied properly and worn up to the neck) ○ School sweatshirt/fleece jacket (available term 2) – <u>NO HOODS</u> ○ Plain colour coat, no large logos. ○ Plain black or navy head wear (optional). ○ White ankle socks ○ Plain, flat black leather shoes with no motif or White heel. No trainer styles. <div style="display: flex; justify-content: space-around; align-items: center; margin-top: 10px;"> <div style="text-align: center;">   </div> <div style="text-align: center;">   </div> </div>	<ul style="list-style-type: none"> ○ Navy blue trousers. ○ White linen shirt with school logo on left side. ○ Shirt must be tucked in at all times ○ Plain, flat black leather shoes with no motif. Should be business not trainer style. <div style="display: flex; justify-content: space-around; align-items: center; margin: 10px 0;"> <div style="text-align: center;">   </div> <div style="text-align: center;">   </div> </div> <div style="display: flex; justify-content: space-around; align-items: center; margin: 10px 0;"> <div style="text-align: center;">  </div> <div style="text-align: center;">  </div> </div> <div style="display: flex; justify-content: space-around; align-items: center; margin: 10px 0;"> <div style="text-align: center;">  </div> <div style="text-align: center;">  </div> </div> <ul style="list-style-type: none"> ○ Plain white T shirt or vest to be worn under shirt (optional). ○ School tartan tie (to be tied properly and worn up to the neck) ○ School sweatshirt/fleece jacket (available term 2) – <u>NO HOODS</u> ○ Plain colour coat, no large logos, School cap only may be worn at break times only. ○ No black trousers and jumpers are allowed.



- Abaya – Abaya must be plain black with no patterns. It must be fastened up with the school uniform worn underneath.



Physical Education Plain navy shorts/ trousers

School polo shirt, a plain white vest may be worn under shirt (optional)

Trainers

Jewellery

Girls

One pair of small stud or sleeper earrings

Watch

Necklaces, rings, pendants, bracelets or any other type of jewellery is not allowed.

No make up or nail varnish is to be worn.

Boys

Watch

No earrings, necklaces or jewellery.

Hair styles

Hair for both girls and boys should be conventional in style. Hair dye is not permitted.

Hair accessories for girls should be in the school colours.

Hijab/scarves should be navy or black